

ACTIVE

Erection System^{NT®}

Medizinisches Hilfsmittel – Erektionshilfe
Gebrauchsanweisung

Medical aid – Erection aid
Instruction for use

Tıbbi yardımcı gereç – Ereksiyon yardımcısı
Kullanma talimatı

Deutsch
English
Türkçe



MED*intim*

personal healthcare

Causes for erectile dysfunction (ED)

The most common causes of erectile disorders include

- Diabetes
- Hypertension (high blood pressure)
- Disorder of the cardiovascular system
- High blood lipid concentration
- Depressions or other mental disorders
- Neuropathic disorder (multiple sclerosis, paraplegia)
- Prostate gland disorder and/or prostate surgery
- Vascular disease of the glands penis
- Disorder of the liver or kidneys
- cardiac infarction or stroke
- side effects of pharmaceuticals (medication) (for e.g. against hypertension, irregular heartbeat, high blood lipid concentration, anti-inflammatory, anti-depressive and for dehydration)
- hormonal or mental disorder
- alcohol and drug abuse
- smoking

Product information

The **ACTIVE *Erection System*^{NT}**® is a medical aid to help achieve an erection. The vacuum pump generates low pressure in the cylinder around the penis. As the result, the erectile tissues fill with blood leading to a stiffening of the penis. One of the constriction

rings is now slid over the penis shaft. It prevents the outflow of blood once the cylinder is removed and thus maintains the erection. Normal and satisfying sexual intercourse is possible with the erection maintained in this way. After coitus remove the constriction ring again. All parts are stored in the bag provided for re-use.

The ACTIVE *Erection System*^{NT®} consists of the following parts:

- Cone
- Ring loader 1
- Ring loader 2
- translucent cylinder
- Pump head, electric, with 3 batteries AAA 1.5 Volt
- 4 different constriction rings of sizes
10, 12.5, 15 and 20 mm
- Lubricant (Sylk or Klick)
- Instructions for use
- Bag for storage

Usage

The **ACTIVE *Erection System*^{NT®}** is easy to use – it should however be tried out in peace and alone. When both partners are familiar with the **ACTIVE *Erection System*^{NT®}**, there is a good chance for both to experience satisfying sexuality – even at an advanced age, in sickness or physical disability.

Choosing the right constriction ring is important to maintain

the best possible erection. If the ring is too large, the stiffening is insufficient. The erection declines or disappears completely after slipping on the ring.

If the ring is too tight, you may experience pain. In this case you should slide off the constriction ring and try again with a larger ring after repeated stiffening. The constriction rings are flattened on the inside to apply pressure over a wide contact surface on the vein in the penis, however without causing pain.

Ring loader 1 serves to slip on constriction ring 1 (10 mm) or 2 (12.5 mm).

Ring loader 2 serves to slip on constriction ring 3 (15 mm) or 4 (20 mm).

The cone is only intended to slip on the rings on one or both of the ring loaders.

Functional elements

The motor for the vacuum pump is located in the pump head. Remove the pump head cover, lift up the tab with the nameplate and insert three 1.5 Volt batteries (AAA) and ensure the correct polarity (plus and minus poles). Check whether the poles match the symbols on the battery compartment.

Controls

Plus (+) and minus (–) press buttons

There are (+) "on" and (–) "off" buttons on the pump head.

Pressing (+) "on" switches the device on. Repeated pressing increases the suction force and therefore the low pressure in the cylinder. Pressing (-) "off" deactivates the device or switches it off completely by keeping it pressed for 3 seconds. When the motor is switched on, two LEDs illuminate the cylinder.

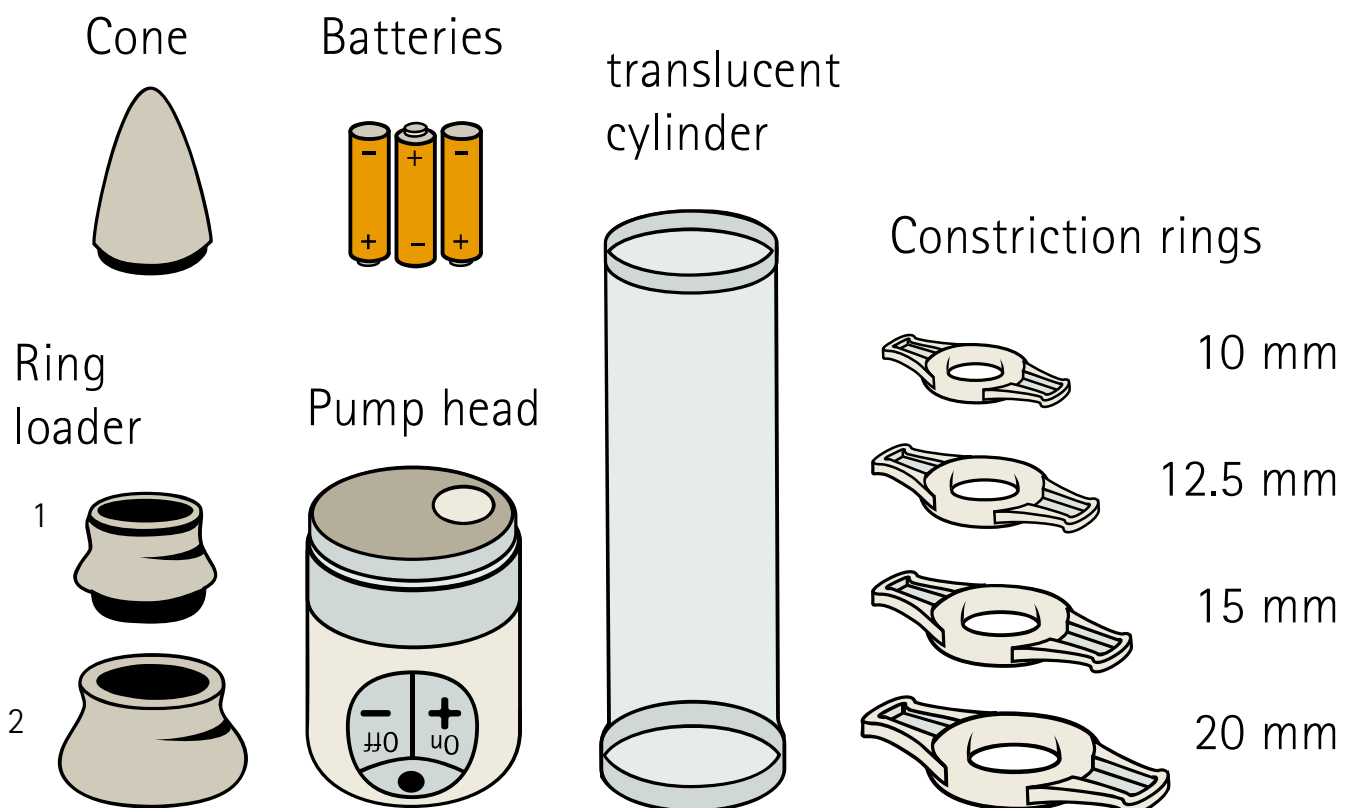
Ventilation

On the pump head there is a push-button (●) "air".

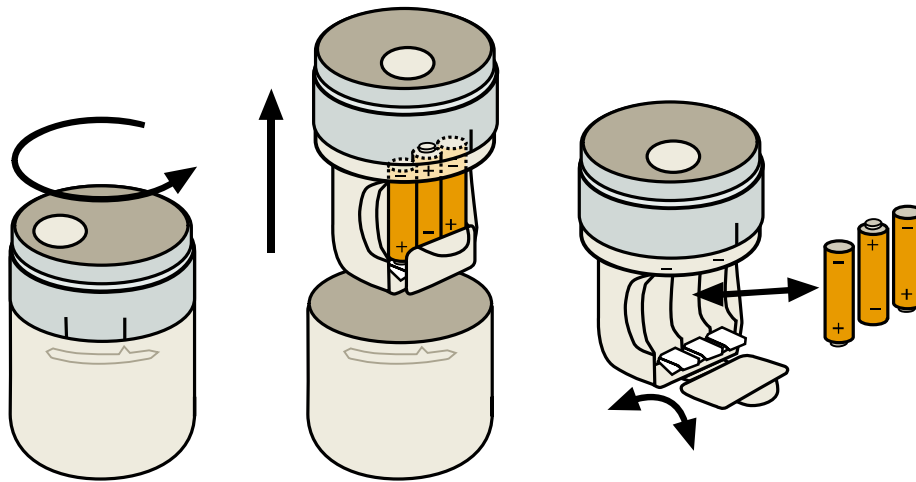
This push-button allows air to enter if the low pressure (vacuum) has become excessive. If this push-button is pressed the device is immediately deflated and the vacuum disappears.

How to operate the *ACTIVE Erection System*^{NT}[®]

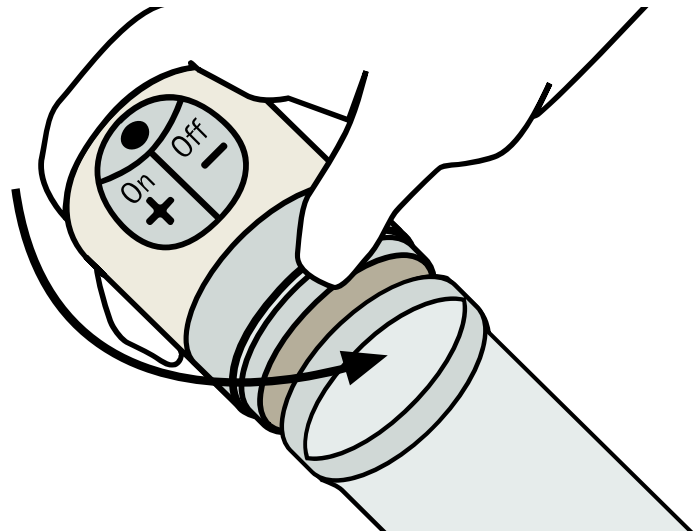
1) Lay out all the parts of the *ACTIVE Erection System*^{NT}[®].



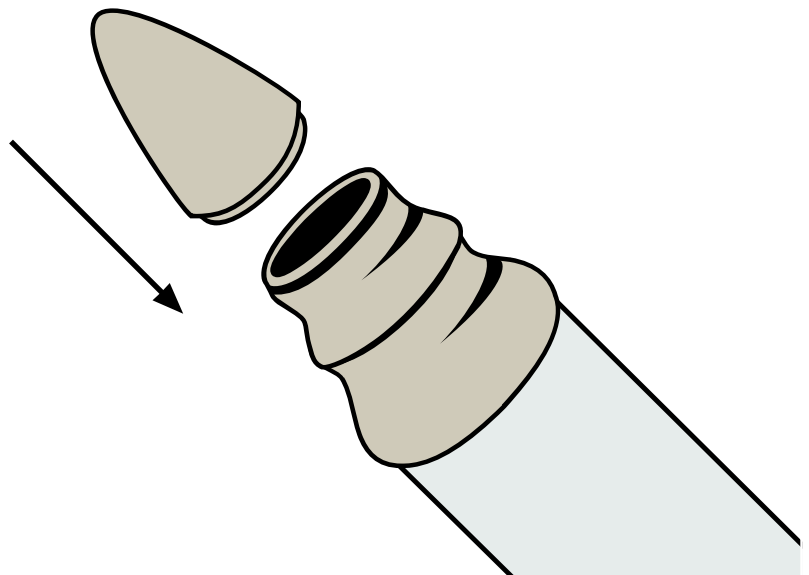
2) Before using for the first time, fit the batteries provided into the device (for description see also page 23 Changing the batteries)



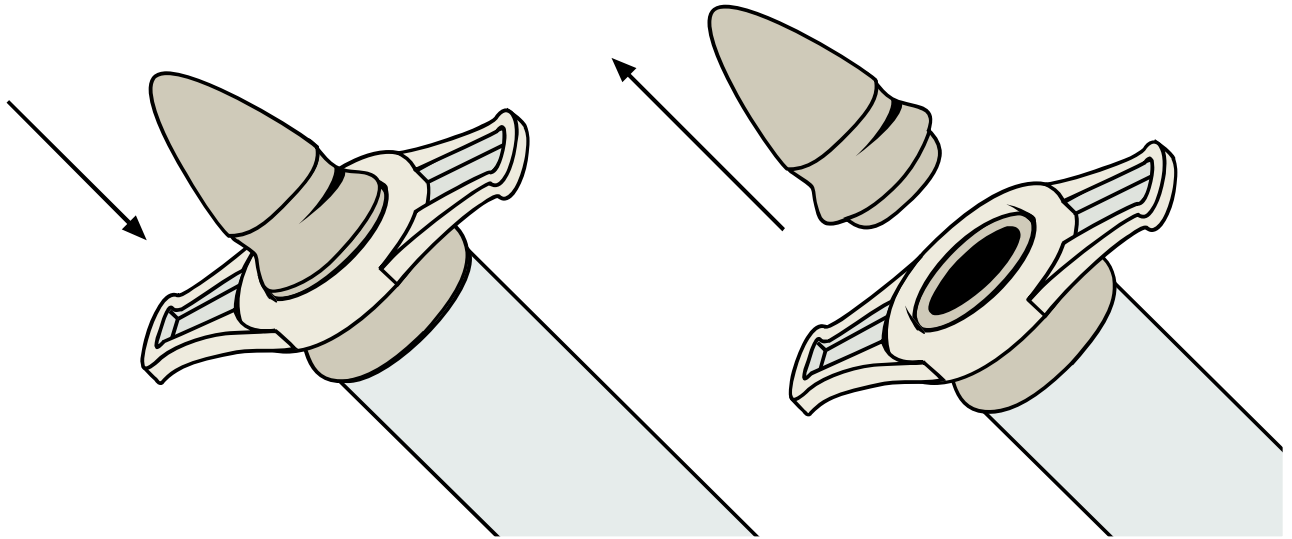
3) Attach the pump head onto the translucent cylinder.



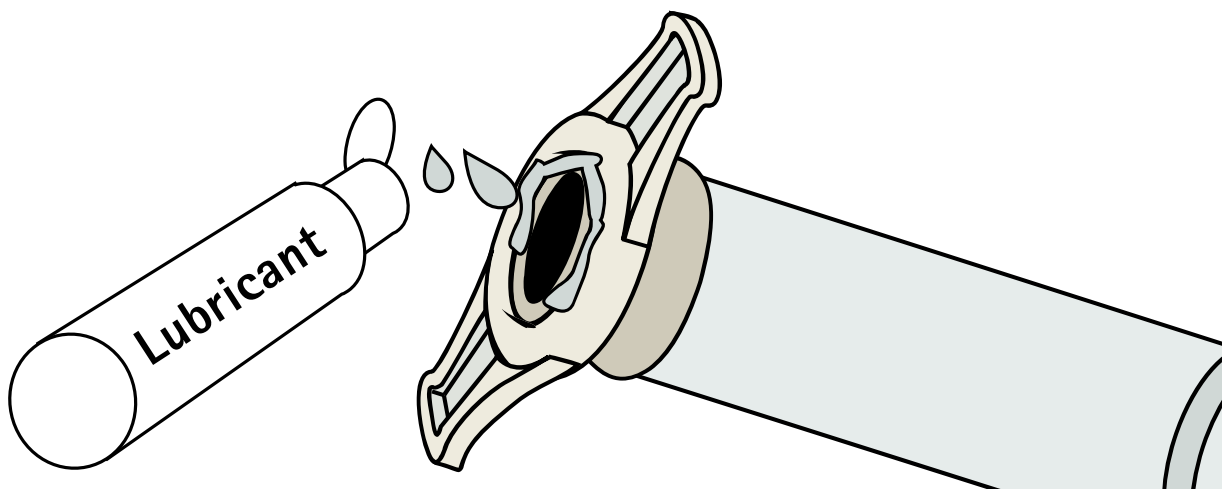
4) Attach the cone to the opposite, open end of the cylinder.



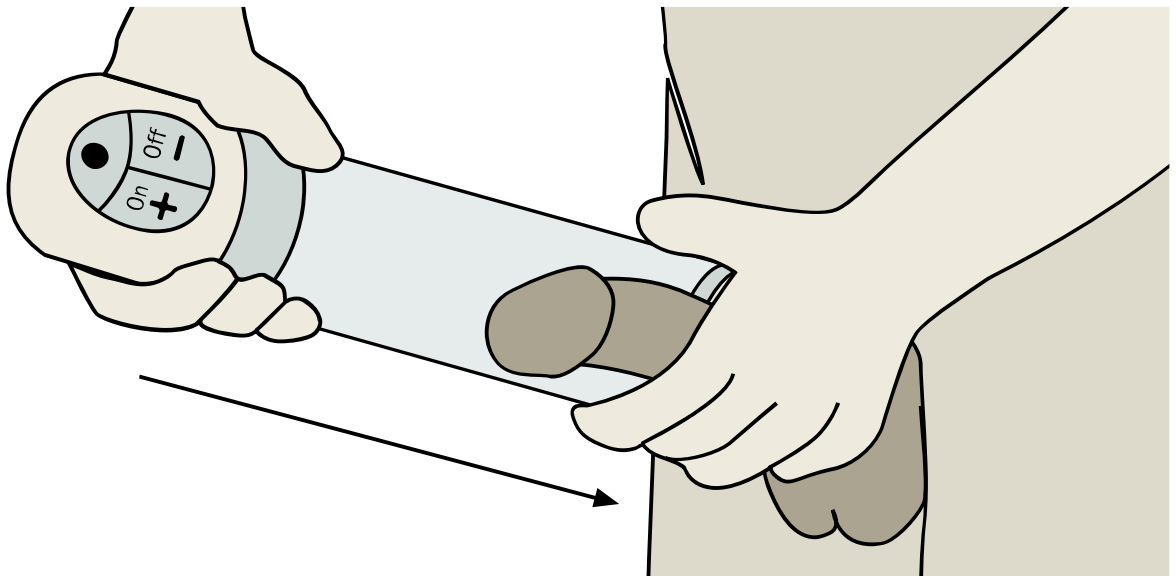
- 5) Start with the size 4 (20 mm) constriction ring and slide this over the open end of the cylinder using the cone. Remove the cone. If this ring is **too large**, try the **next smallest** ring.



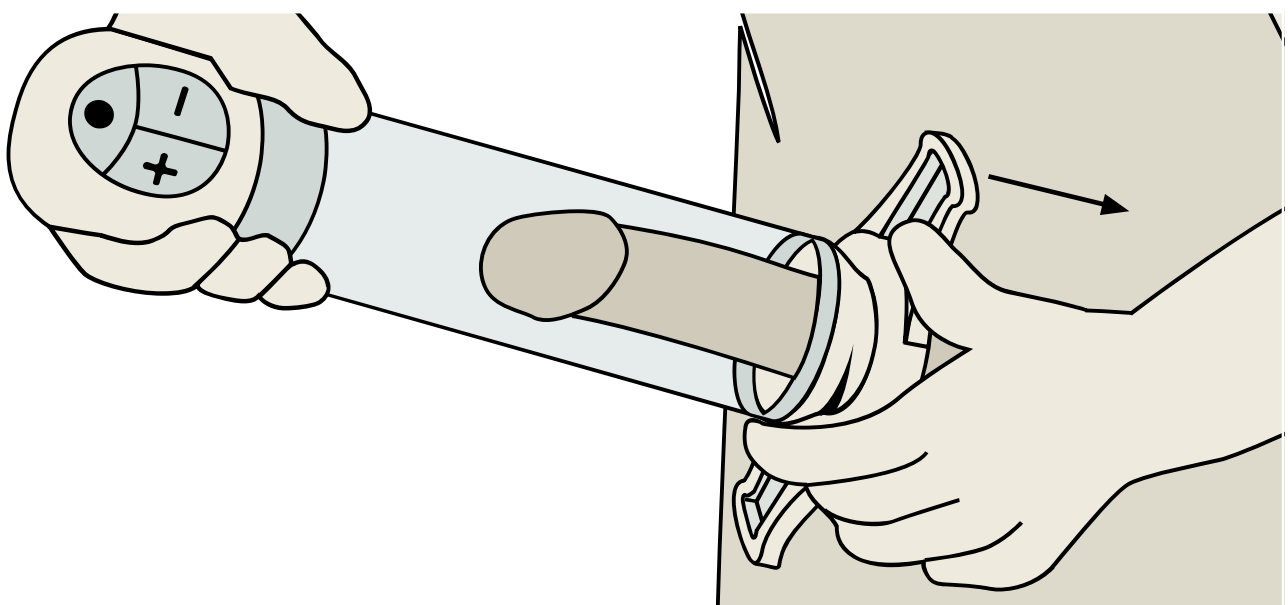
-
- 6) Moisten the penis shaft with the lubricant such that the cylinder can be well sealed when positioned in the next step. You may need to remove some pubic hair.



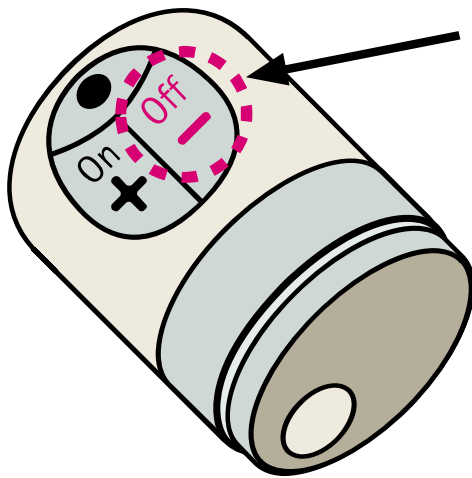
7) Slide the cylinder with the constriction ring mounted over the non-erect penis and press the cylinder and pump head towards the body. Now start to pump to obtain low pressure in the cylinder. Do this by pressing the plus (+) "on" button. Stiffening becomes visible. In case of excessive low pressure or pain, you can allow air to flow into the cylinder using the (●) "air" button (ventilation valve).



8) Slide the constriction ring onto the erect penis; slip on as quickly as possible and far towards the base of the penis.



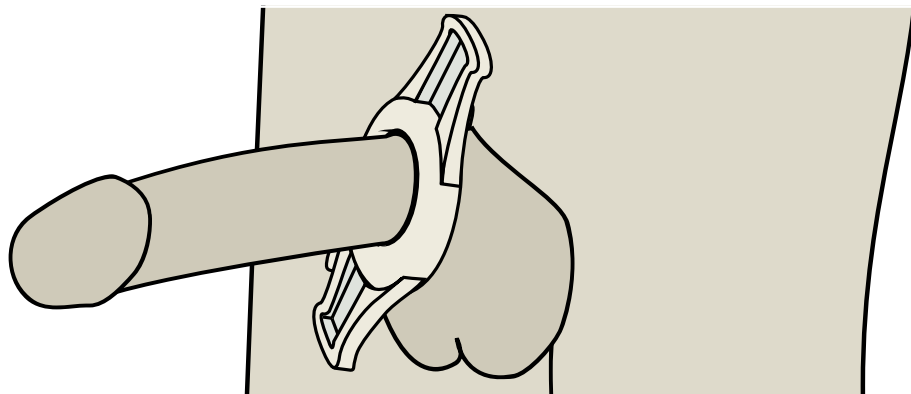
9) Then switch off the motor by press the minus button (–) "off" for 3 seconds.



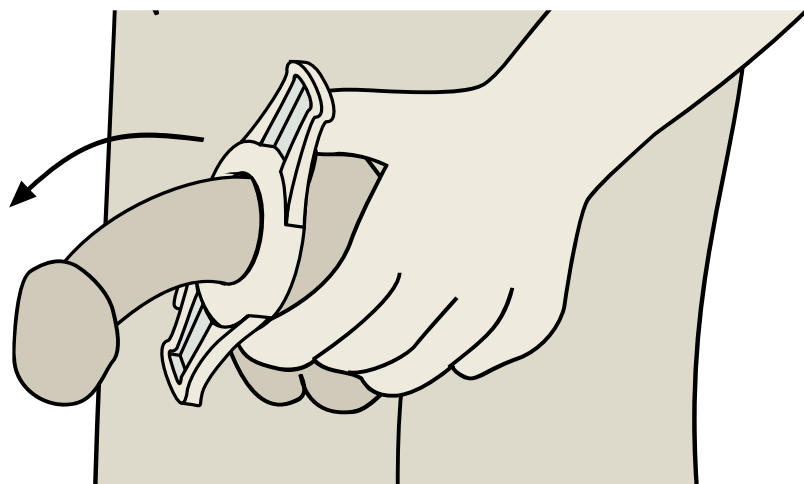
Switching off:

Press the minus button (–) "off" for 3 seconds.

10) The penis formed and maintained in this way is sufficient for experiencing satisfying sexual intercourse.



11) **Remove the constriction ring** after climax.



Important information

- The constriction ring should not be used for longer than 30 minutes.
- Do **not** fall asleep with the constriction ring on the penis to prevent tissue damage due to a long period of interruption or constriction of the blood flow.
- On orgasm you have no visible ejaculation, as the constriction ring prevents the ejaculate being visibly released. After removing the constriction ring the semen escapes via the urethra. The temporary blockage of the ejaculate does not cause any damage.
- The constriction rings are consumable items and must be replaced from time to time.
- If you react sensitively to electrical currents you should consult your doctor before using this device.
- Failure (uneven running) of the pump motor indicates that the batteries are empty. Please insert new batteries according to the instructions.
- Remove the batteries in case of long periods without operation.

Adverse reactions

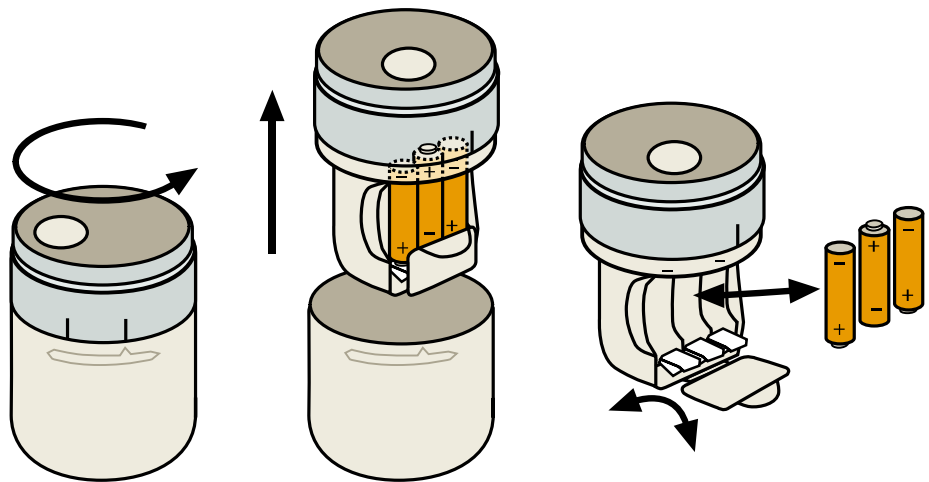
Possible adverse reactions include: bruising of the penis shaft and/or the tip of the penis, as well as damage to the tissue in the case of an excessive build up of low pressure.

Cleaning

Apart from the motor/pump head, the **ACTIVE Erection System^{NT}** can be easily cleaned with soap and warm water. Remove the pump head for this purpose. The outside of the motor is to be cleaned with a damp cloth and soap. Do not use aggressive detergents. You can store all parts in the practical bag provided for this purpose.

Changing the batteries

In order to fit the batteries, unscrew the device with the motor turned off as shown below and pull off the operating cap. Flap down the plate and change the batteries in the direction shown.




Waste disposal

All parts, apart from the motor and batteries, can be disposed of in the household rubbish. The motor is to be treated as special waste. Dispose of the empty batteries in an environmentally friendly manner.

Warranty

The warranty of 2 years applies to all non-wearing parts. This expires in the case of improper use, e.g. dropping, exposure of the pump head / motor to water. We recommend sending the device in to us for a technical inspection every 2-3 years.

Materials

- Cone: ABS plastic
- Ring loader 1 and 2 ABS plastic
- Cylinder: translucent polycarbonat
- Constriction rings: biocompatible polymere
- DC batteries AAA 1.5 Volt
- 

All parts and wearing parts (constriction rings), as well as the lubricants SYLK or KLICK, can be re-ordered.