

# MANUAL

## *Erection System*<sup>®</sup>

---

Medizinisches Hilfsmittel – Erektionshilfe  
**Gebrauchsanweisung**

Medical aid – Erection aid  
**Instruction for use**

Tıbbi yardımcı gereç – Ereksiyon yardımcısı  
**Kullanma talimatı**

Deutsch  
English  
Türkçe



**MED***intim*

*personal healthcare*

### Causes of erection problems

The most common causes of erection problems

- Diabetes (raised blood sugar)
- Hypertension (high blood pressure)
- Cardio – vascular diseases (arteriosclerosis)
- Raised blood lipid concentration
- Depression or other mental disorders
- Neurological diseases (multiple sclerosis, paraplegia)
- prostate gland disorder and/or prostate surgery
- Vascular disease of the glands penis
- disorder of the kidneys or liver
- cardiac infarction or stroke
- side effects of pharmaceuticals ( for e.g. for hypertension, cardiac arrhythmia, high blood lipid concentration, anti-inflammatory, antidepressants and for dehydration)
- Hormonal or mental disorder
- Alcohol and drug abuse
- smoking

### Product information

The **MANUAL Erection System**<sup>®</sup> is a medical aid to help achieve an erection. The vacuum pump generates low pressure in the cylinder around the penis. As a result, the erectile tissues fill with blood and the penis becomes stiff. Now one of the pubic rings is slipped over the shaft of the penis. This slows down the blood flow when the cylinder is removed, and thus the erection is maintained. In this way normal and satisfying sexual intercourse is possible. The pubic ring is removed after intercourse. All components are re-usable and are stored in the bag supplied.

**The MANUAL Erection System<sup>®</sup> consists of the following parts:**

- Cone
- Ring loader 1
- Ring loader 2
- translucent cylinder
- Pump head, manual
- 4 different pubic rings in the diameters:  
10, 12.5, 15 and 20 mm
- Lubricant
- Instructions for use
- Bag for storage

## Application

The **MANUAL Erection System**<sup>®</sup> is simple to use, but you should try it out for the first time in peace and alone. Afterwards, when both partners are familiar with the **MANUAL Erection System**<sup>®</sup>, there is a good chance that both sides will experience satisfying sexuality, even in old age, in disease or physical disability. Choosing the right pubic ring is important to maintain the best possible erection. If the ring is too large, the stiffening is insufficient. After the ring is removed, the erection subsides or disappears completely. If the ring is too tight, you may feel pain. In this case you should take off the pubic ring and try a larger ring when the penis is stiff again.

**Ring loader 1** is used to slip on pubic rings 1 (10 mm) or 2 (12.5 mm).

**Ring loader 2** is used to slip on pubic rings 3 (15 mm) or 4 (20 mm).

**The cone** is intended only for slipping the rings onto one or other of the ring loaders.

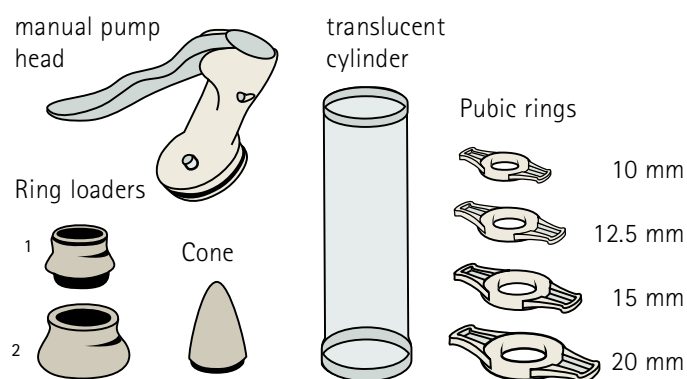
### Vacuum control

There is a blue "Air" button on the pump head. This button

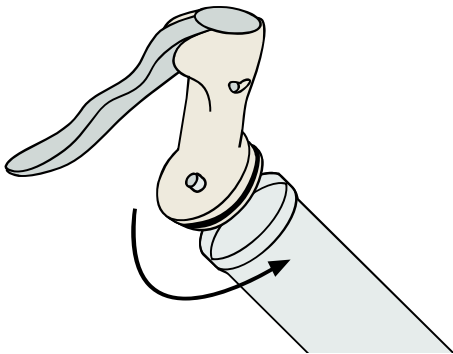
is to release air if the vacuum has become too strong. By pressing this button you can release air from the cylinder, and the vacuum disappears.

## This is how the **MANUAL Erection System**<sup>®</sup> is operated

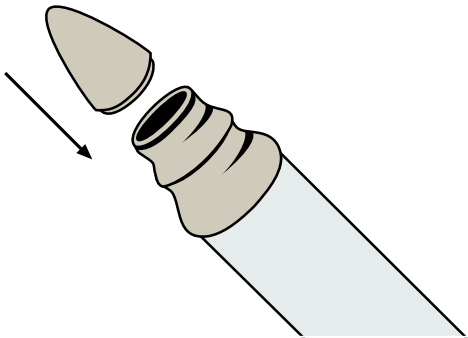
1) Lay out all the parts of the **MANUAL Erection System**<sup>®</sup>



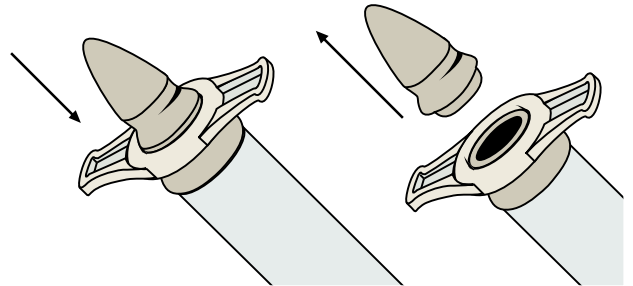
2) Attach the pump head to the translucent cylinder.



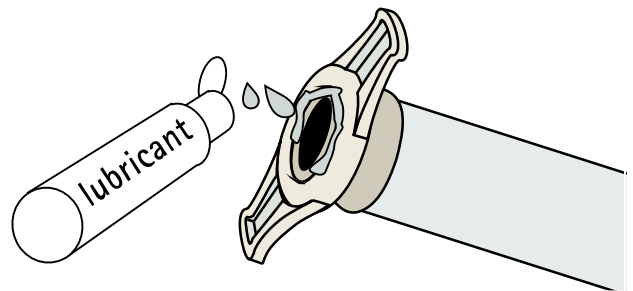
3) Attach the cone to the opposite, open end of the cylinder.



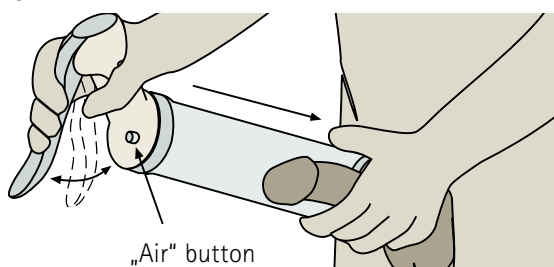
4) Start with the pubic ring diameter 20, and slide it onto the open end of the cylinder using the cone and a little lubricant. Remove the cone. If this ring is too **large**, try out the next **smaller** ring.



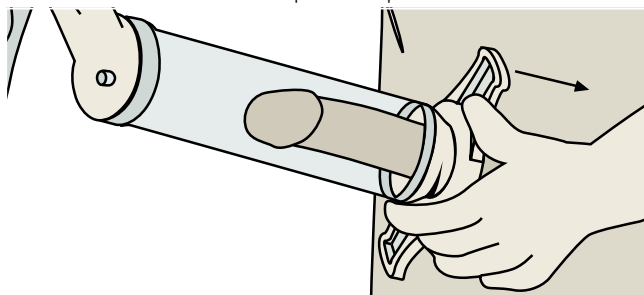
5) Moisten the open side of the cylinder with lubricant so that there is a good seal between the cylinder and the body. You may need to remove some pubic hair first.



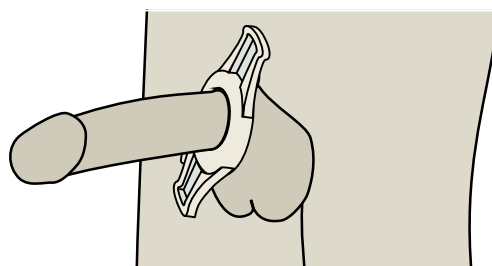
6) Slide the cylinder, with the pubic ring mounted at the open end, over the non-erect penis and press the cylinder and the pump head against the body. Now start to pump, in order to create a vacuum in the cylinder. Stiffening now becomes visible. In case of excessive low pressure or pain, you can allow air to flow into the cylinder by pressing the "Air" button (vacuum control valve). Then you can start again.



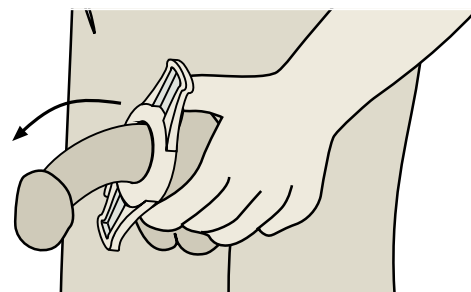
7) Quickly slide the pubic ring onto the erect penis as far towards the base of the penis as possible.



8) The erection formed and maintained in this way is sufficient for you to experience satisfying sexual intercourse.



9) Remove the pubic ring after the climax (orgasm).



## Important

- The pubic ring should not be used for longer than 30 minutes.
- Do not fall asleep with the pubic ring in place on the penis, in order to avoid tissue damage caused by lengthy interruption or reduction of the circulation.
- You will have no visible ejaculation at orgasm, because the pubic ring prevents the release of sperm. The seminal fluid is discharged via the urethra when the pubic ring is removed. No damage is caused by the temporary accumulation of sperm.
- **Use only water-soluble lubricants!**
- You can obtain the suitable water based lubricants pharmacies or directly from us.
- The pubic rings are consumables and have to be replaced from time to time.
- Do not use the product if it becomes damaged.
- You should use only the pubic rings supplied with the **MANUAL Erection System®**

## Side effects

Possible side effects: bruising on the shaft of the penis and/or the glans, and tissue damage if the low pressure is built up too quickly and/or too strongly. In this case please contact your doctor.

## Cleaning

The **MANUAL Erection System®** is easily cleaned using warm water and mild soap. The pump head must be removed from the device for cleaning. The outside of the pump head is cleaned using a damp cloth and soap. Do not use any harsh cleaning agents. All parts can be discretely stored in the practical bag supplied.

## Disposal

All parts can be disposed of in the household waste.

## Guarantee

The statutory 2 years warranty applies to all parts, except the consumables. The warranty expires in the case of misuse, such as dropping.

## Materials

- Pump head and cone: ABS plastic
- Ring loader 1 and 2: ABS plastic
- Cylinder: translucent polycarbonat
- Pubic rings: biocompatible polymer
- Lubricant (water-soluble)

All components and consumables (for e.g. pubic rings) and the lubricants can be re-ordered separately.