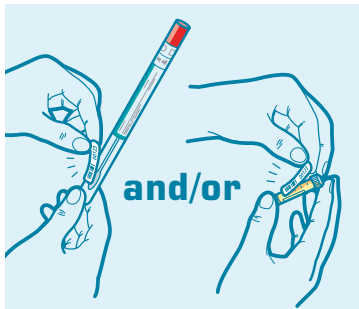


IMPORTANT: coding the samples (clinical material)



On the enclosed code card D are 2 coding stickers that you should paste on the urine collection tube B and/or swab-collection tube C. Your test result is linked to this unique code. **Do not forget this and properly store your code card with the login code** so you can get your test result through the website

Sending the samples

Place the urine collection tube B and/or the swab collection tube C plus the absorption material E in the plastic bag F. Remove the silver foil strip from the adhesive edge and seal the plastic bag tightly. Then place the filled plastic bag back in the stamped return box G. Close this box with the round seal located on the code card D. The return box is freepost and has a return address on it, so you do NOT need stamps to send it.

Retrieving your results

The shipment usually takes 2 days and analyzing the sample will take up to 5 business days, including administrative processing. After 7 days, you can request your result via the website:

- Go to www.microbiome.eu
- Click '*Microbiome home tests*' and then '*test results*'
- You can then enter your login code in the text field and the test result will appear
- Please **click on OK** after you have seen your test result, so we know that you have seen it.



STD-home test

- Keep the test out of reach of children.
- Do not use the test after the expiration date is exceeded.
- Store at a temperature of 4-28 ° C.
- All components are for single use.

Testing at home are your specialists in the field of home testing and allows for continuous development of new tests.

Look for the latest developments on www.microbiome.eu



Microbiome Ltd.
www.microbiome.eu

Cotton swab  
COPAN, Via F. Perotti 10,
25125 Brescia, Italy



Transposafe Systems Holland BV,
Wattstraat 7a, 2171 TP Sassenheim, NL

Transfer pipette
SARSTEDT AG & Co, Sarstedtdtraße,
51582 Nümbrecht, Germany

CT-NG-TV patented test is



In-vitro diagnostic for self use.



STD-home test


User manual

Read this manual carefully before starting the test.



User manual STD home test

This test detects the most common STDs, namely, *Chlamydia trachomatis*, *Neisseria gonorrhoeae* and *Trichomonas vaginalis*. Untreated STDs can lead to infertility, ectopic pregnancies and/or infections of the uterus. This home test shows whether any of these STDs is present in the clinical material that you submit. If you're STD is positive, it is important for you and your (ex) partner(s) to get treatment.

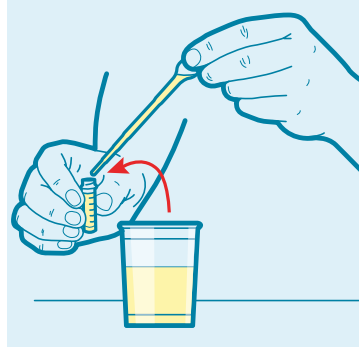


Contents of this package

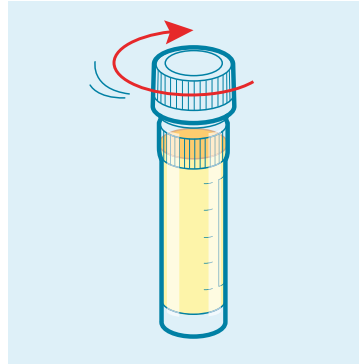
- A. Urine pipette
- B. Urine collection tube
- C. Cotton swab and collection tube
- D. Code card with stickers and your login code for the test result
- E. Absorption material (may remain in the plastic bag F)
- F. Plastic bag
- G. Stamped return box

For women and men: urine sample

Urinate, preferably in the morning after getting up, (at least 2 hours without having urinated) in a cup. It is of great importance that you collect a small amount of the first stream of urine (15-20ml) in the cup. Obtain urine sample by using the enclosed urine pipette A. Put 1.25 ml of urine in the enclosed urine collection tube B.



Then close the urine collection tube tightly!

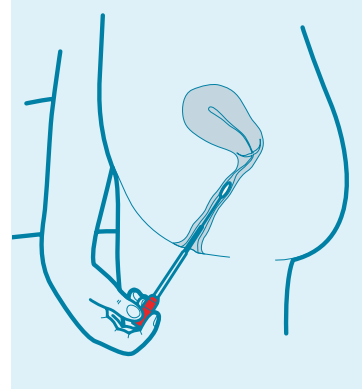


For women and men: anal swab sample

If preferable to test via this anatomical location, use swab provided in collection tube C. Insert the swab 2-3 centimeters into the anus and rotate for 10 seconds then place the cotton swab into the collection tube as described under the heading vaginal swab.

For women: vaginal swab sample

Women should send a vaginal swab along with a urine sample. For the vaginal swab, you should use the cotton swab provided in collection tube C.



Remove the swab from collection tube C (the seal will break during this process). Take a relaxing posture either sitting or standing, similar to that for the insertion of a tampon. Spread the labia with one hand so that the vagina is accessible. Insert the swab 2-5 centimeters into the vagina and rotate for 10-15 seconds, stroking along the vaginal walls.

Remove the swab from the vagina and insert it back in the collection tube. Press the red cap firmly onto the collection tube.

